

The Front Porch Designs Illustrator Ranch Style Home Volume I



Front Porch Designs Illustrator

We are very appreciative that you found Volume I of creative front porch designs. Mary and I know how much a well designed front porch can add both appeal and value to your home. Conveying that to someone is difficult to do; however, we believe our Front Porch Designs Illustrator can help you visualize just how much value a front porch can have on your home.

By using a ranch style home (Volume I) and two story home (with both brick and clad siding—Volume II) we are confident you will be able to not only visualize how a porch might appear on your home but also give you additional ideas for materials, landscaping, and walkways.

In addition, we also include different decorating and furnishing ideas to give you even more fun things to consider. Most importantly, you can show your local contractor one of the porches depicted in our book to build on your home!

May you be inspired by our ideas.

Our best...Dave & Mary

Front-Porch-Ideas-And-More.com



T A B L E O F C O N T E N T S

[Introduction to our Book](#)

[Our Thanks](#)

[Copyright Info](#)

[How To Use The Porch Illustrator](#)

[Ranch Home Front Porch Designs Pictorial](#)

Our Special Thanks

To our readers, may you be inspired by our front porch designs.

~ ~ ~

To Brian Wray at Cumberland Landesign, for creating the graphics you are about to see.

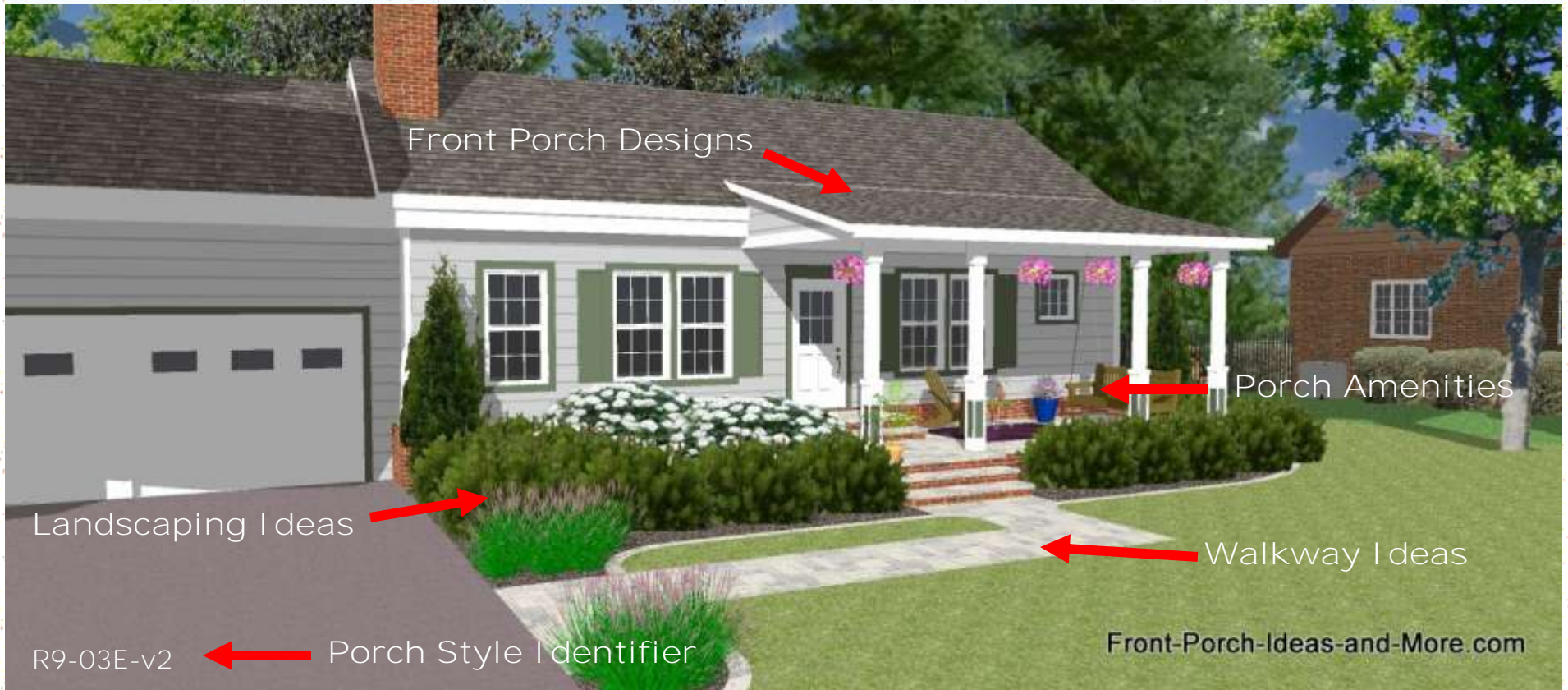
~ ~ ~

We'd appreciate [your feedback](#) on how our eBook has helped you as well as your suggestions for future updates.

All content within this publication is copyrighted
and may not be copied or shared.

You are welcome to [contact us here](#).

Disclaimer: Our sincere hope is that you glean ideas from our book that you may use at your own home. However, we make no promises that you will have the same results at your own home as in the photos you see in this book. Each home, individual, and circumstance is different; using ideas gained from our book is at your own risk and expense.



Original Home Without Porch

How To Use This Porch Illustrator

Each set of drawings consists of a porch design along with landscaping, walkway, and amenity options. We also included a Porch Style Identifier you can reference if you have questions. Look closely as we may have included many subtle changes that may not be readily apparent, but add to the overall appeal of the home and porch!



We hope you enjoy using our Front Porch Designs Illustrator Pictorial. Depicted below is a typical ranch home without a front porch or updated landscaping.



The following graphic renderings use this home as the basis on which to add different porch designs.





Small gable roof with brackets, square posts and balusters, concrete walkway, painted porch floor and steps







R2-01B-v1

Front-Porch-Ideas-and-More.com





R2-01B-v1

Front-Porch-Ideas-and-More.com





R2-01B-v1

Front-Porch-Ideas-and-More.com











Small gable roof with arched running trim, pitched fascia, dormers, round columns with square recessed bases and square balusters, arched trim over front door, concrete walkway, painted porch floor and steps





R4-01D-v2

Front-Porch-Ideas-and-More.com







Pictured above are two almost identical style porches with the exception of the columns (left are square; right are round) and the arched trim above the steps. Subtle changes can change the overall appearance of a porch.







R4-01E-v6

Front-Porch-Ideas-and-More.com





R4-01E-v9

Front-Porch-Ideas-and-More.com





R4-01E-v8

Front-Porch-Ideas-and-More.com







Centered flat roof; square columns with recessed faces, square balusters, painted ceiling, brick veneer steps, random ashlar walkway and porch flooring, and cast bed edging







R11-02A-v4

Front-Porch-Ideas-and-More.com







R11-02A-v8

Front-Porch-Ideas-and-More.com







R11-02A-v6

Front-Porch-Ideas-and-More.com





R11-02A-v11

Front-Porch-Ideas-and-More.com





R11-02A-v12

Front-Porch-Ideas-and-More.com









Here you see this welcoming ranch style home with a centered porch covered by a pitched roof. The porch and steps are done in wood flooring which creates a warm feeling.





Notice the smart-looking random ashlar walkway and cast bed edging that graces the porch landscaping. The square columns have recessed faces and the balusters are colonial-style.



This classic front porch is large enough for a small seating section on both ends. The left end includes a pretty bench but a porch swing would work equally well.



R13-02B-v6

Front-Porch-Ideas-and-More.com











R13-02B-v10

Front-Porch-Ideas-and-More.com









Centered gable roof, square columns with recessed faces, brackets, colonial-style balusters, snapped edge stone or stamped concrete porch floor and walkway, cast bed edging





R15-02C-v2

Front-Porch-Ideas-and-More.com





R15-02C-v4

Front-Porch-Ideas-and-More.com





R15-02C-v5

Front-Porch-Ideas-and-More.com





R15-02C-v9

Front-Porch-Ideas-and-More.com







R15-02C-v7

Front-Porch-Ideas-and-More.com







R15-02C-v10

Front-Porch-Ideas-and-More.com









Centered pitched roof, brackets, wood steps and porch flooring, inlaid ceiling, round columns with inset bases, random ashlar walkway and cast bed edging











R14-02E-v10

Front-Porch-Ideas-and-More.com









R14-02E-v12

Front-Porch-Ideas-and-More.com





R14-O2E-v11

Front-Porch-Ideas-and-More.com





R14-02E-v9

Front-Porch-Ideas-and-More.com







R10-03A-v1

Front-Porch-Ideas-and-More.com



Off-centered outdoor foyer with raised patio area, random ashlar walkway and patio floor, cast bed edging, square columns, colonial-style balusters, brick veneer steps





R10-03A-v2

Front-Porch-Ideas-and-More.com







R10-03A-v4

Front-Porch-Ideas-and-More.com





R10-03A-v6

Front-Porch-Ideas-and-More.com









R10-03A-v11

Front-Porch-Ideas-and-More.com









Now you see this inviting ranch home with an off-centered porch covered by a pergola style roof. Best of both worlds: shade and sun! This porch layout (where the front door is to the side) allows for one larger seating area. Nice spot for reading a great book and relaxing on the porch swing.





Notice the partially raised porch floor (random ashlar) has a double step-up to the front door. The brick banding on the porch steps complements this home's brick foundation.





This porch is open style (no railings). The attractive square porch columns are on slightly larger square bases. This porch is nicely landscaped with mature foundation plantings that are outlined by cast bed edging. A simple ashlar walkway completes the front of this home.



R7-03B-v5

Front-Porch-Ideas-and-More.com





R7-03B-v6

Front-Porch-Ideas-and-More.com





R7-03B-v7

Front-Porch-Ideas-and-More.com













Outdoor foyer with random ashlar flooring, double step-up to door, brick veneer steps and brick veneer planters, antique shutters, cast bed edging





R5-03C-v2

Front-Porch-Ideas-and-More.com









R5-03C-v11

Front-Porch-Ideas-and-More.com







R5-03C-v8

Front-Porch-Ideas-and-More.com









This classic ranch style home design has a small covered stoop with a gable roof and arched trim on either side of the front door. A spacious outdoor foyer has been created for relaxing or dining and is complemented by built-in planters the full length of the house.



R6-03D-v2

Front-Porch-Ideas-and-More.com



The patio-style floor, steps and walkway are done in random ashlar. Notice how the brick banding on the steps and planters not only adds color but pulls this outdoor living area together with the home.





R6-03D-v6

Front-Porch-Ideas-and-More.com





R6-03D-v9

Front-Porch-Ideas-and-More.com







R6-03D-v6

Front-Porch-Ideas-and-More.com







R6-03D-v10

Front-Porch-Ideas-and-More.com









R9-03E-v1

Front-Porch-Ideas-and-More.com



Off-centered pitched roof, additional rectangular column capitals, open porch, brick veneer steps, random ashlar flooring and walkway, painted ceiling, double step-up to door, cast bed edging









R9-03E-v5

Front-Porch-Ideas-and-More.com







R9-03E-v9

Front-Porch-Ideas-and-More.com







R9-03E-v8

Front-Porch-Ideas-and-More.com





R9-O3E-v7

Front-Porch-Ideas-and-More.com









Off-centered flat roof, painted tray ceiling, random ashlar porch flooring and walkway, cast bed edging, recessed column bases, open porch, column capitals, double step-up to door, brick veneer steps







R8-03F-v4

Front-Porch-Ideas-and-More.com





R8-03F-v9

Front-Porch-Ideas-and-More.com





R8-03F-v14

Front-Porch-Ideas-and-More.com









R8-03F-v12

Front-Porch-Ideas-and-More.com







Centered full open gable roof with architectural details, wood steps, flooring, an ceiling, snapped edge stone walkway, square columns with recessed faces, colonial-style balusters





R16-02F-v1

Front-Porch-Ideas-and-More.com







R16-02F-v1

Front-Porch-Ideas-and-More.com











R16-02F-v1

Front-Porch-Ideas-and-More.com






R16-02F-v1

Front-Porch-Ideas-and-More.com

















Centered flat roof, square indented columns, square balusters, tray ceiling, random ashlar walkway and porch flooring and brick veneer steps, cast bed edging





R12-02D-v1

Front-Porch-Ideas-and-More.com









R12-02D-v1

Front-Porch-Ideas-and-More.com









R12-02D-v1

Front-Porch-Ideas-and-More.com





We hope you enjoyed

The Front Porch Designs Illustrator

We welcome your

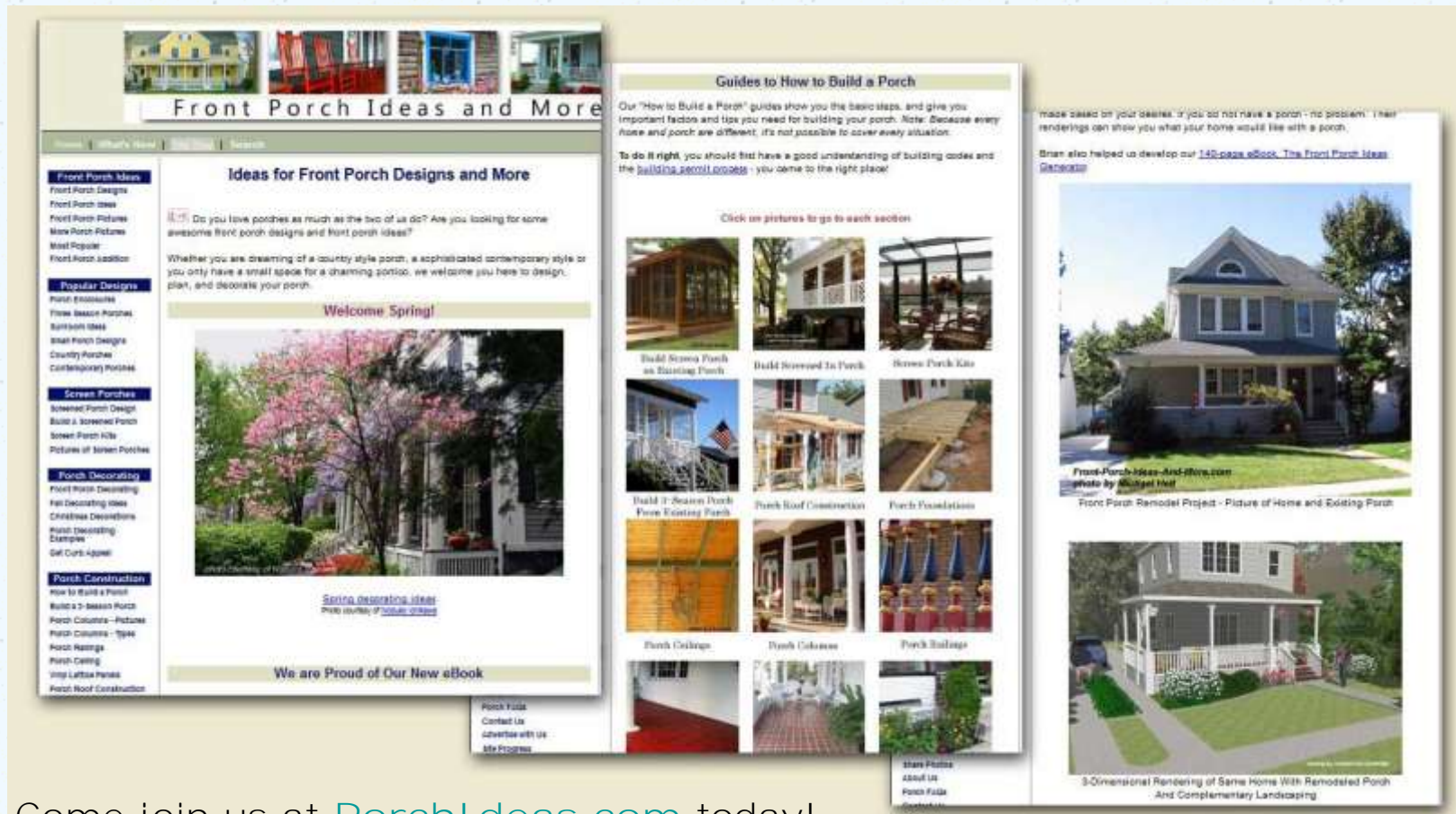
[feedback on our book.](#)

Do you have a wonderful porch and want it
featured at [PorchIdeas.com](#)?

We'd love to [hear from you!](#)

Happy porch sitting,
Dave and Mary Morris

Dave and I created PorchIdeas.com for all the porch lovers among us! We are your idea network for all things porches: porch decorating, porch decorating, screen porches, front yard landscaping and so much more.



Come join us at PorchIdeas.com today!

